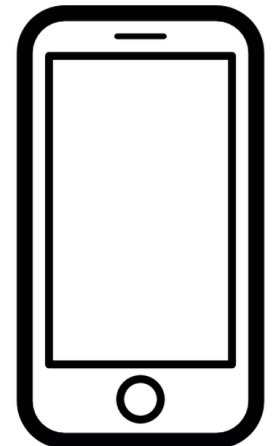





Step-by-step tutorial

How to download an app
on your iPhone/iPad?



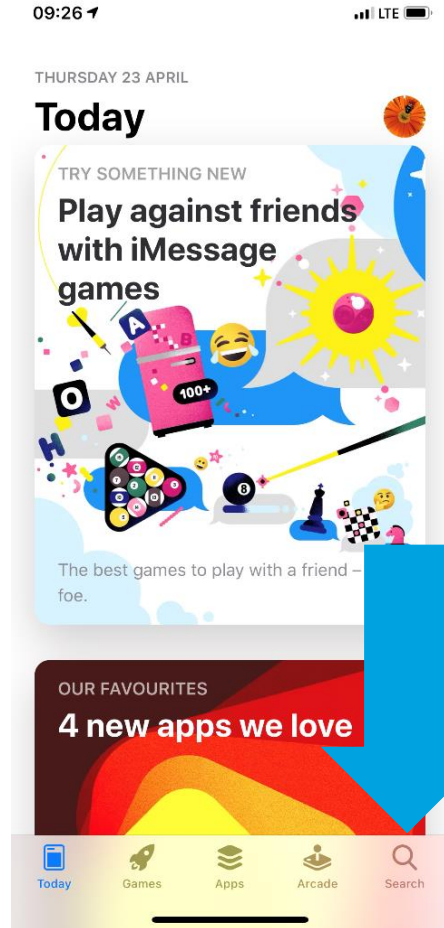
Step 1



Find the 'App Store'
app in your phone
and open it

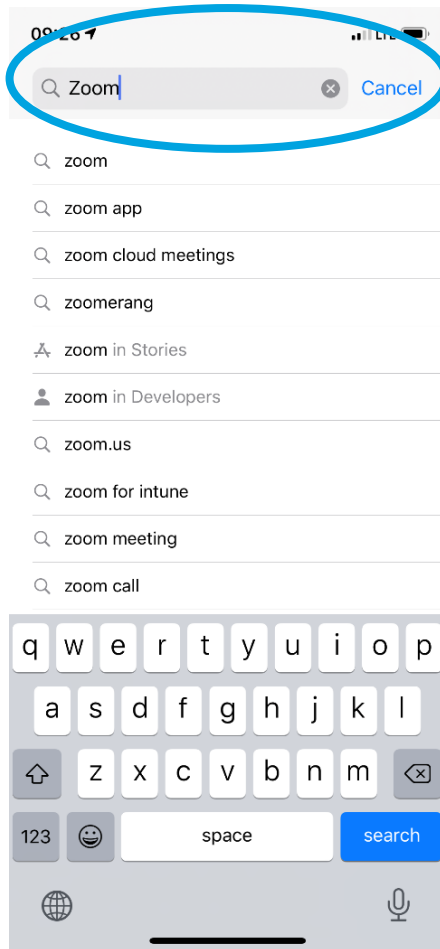


Step 2



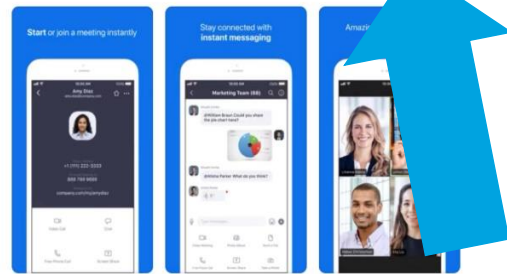


Click on the search button

Step 3



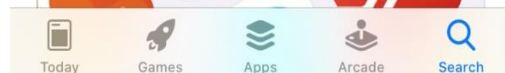

Use the keyboard to type the name of the app and click on it in the search list

Step 4

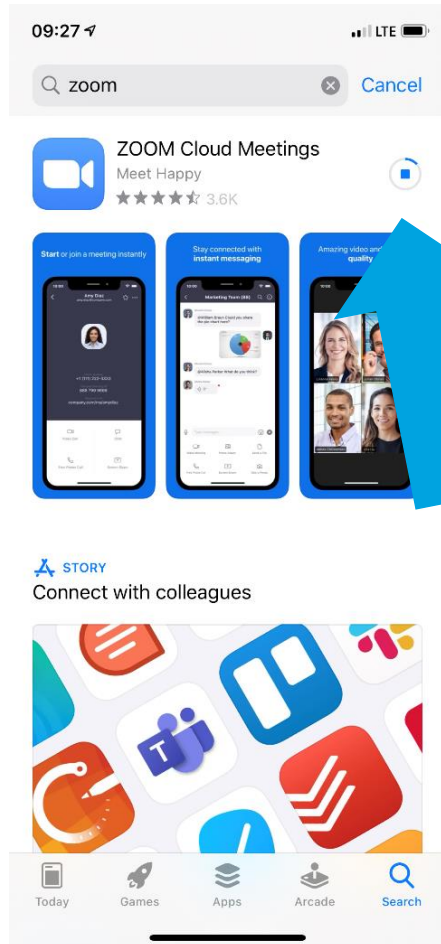


Click the **GET** button, you may have to put in your apple password when you do.

STORY
Connect with colleagues




Step 5




When you click GET and enter your password it will look like this

Step 6

You can click the home button, if you scroll to the last page of your apps, you will find your app.



If it looks like this it is still downloading and you will need to wait a few minutes before you can use it.



If it looks like this it is ready to go!

For more step-by-step tutorials visit
www.blossomireland.ie

To contact us email
info@blossomireland.ie